



Dynamical disentanglement in analysis of oscillatory systems

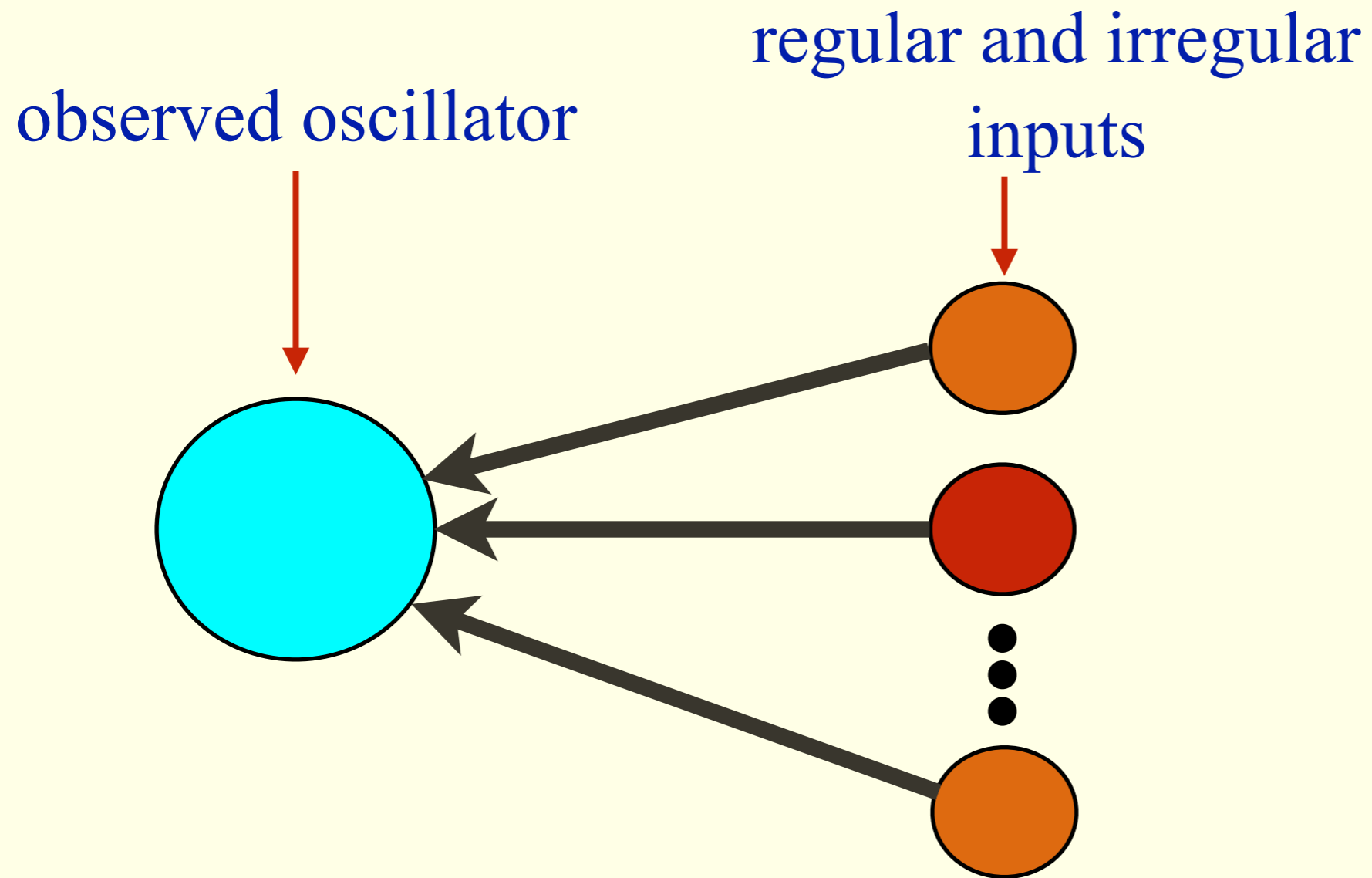
Michael Rosenblum and Arkady Pikovsky

Institute of Physics and Astronomy, Potsdam University, Germany

URL: www.stat.physik.uni-potsdam.de/~mros

Network Physiology Summer Institute, Como, 2.08.19

Dynamical disentanglement

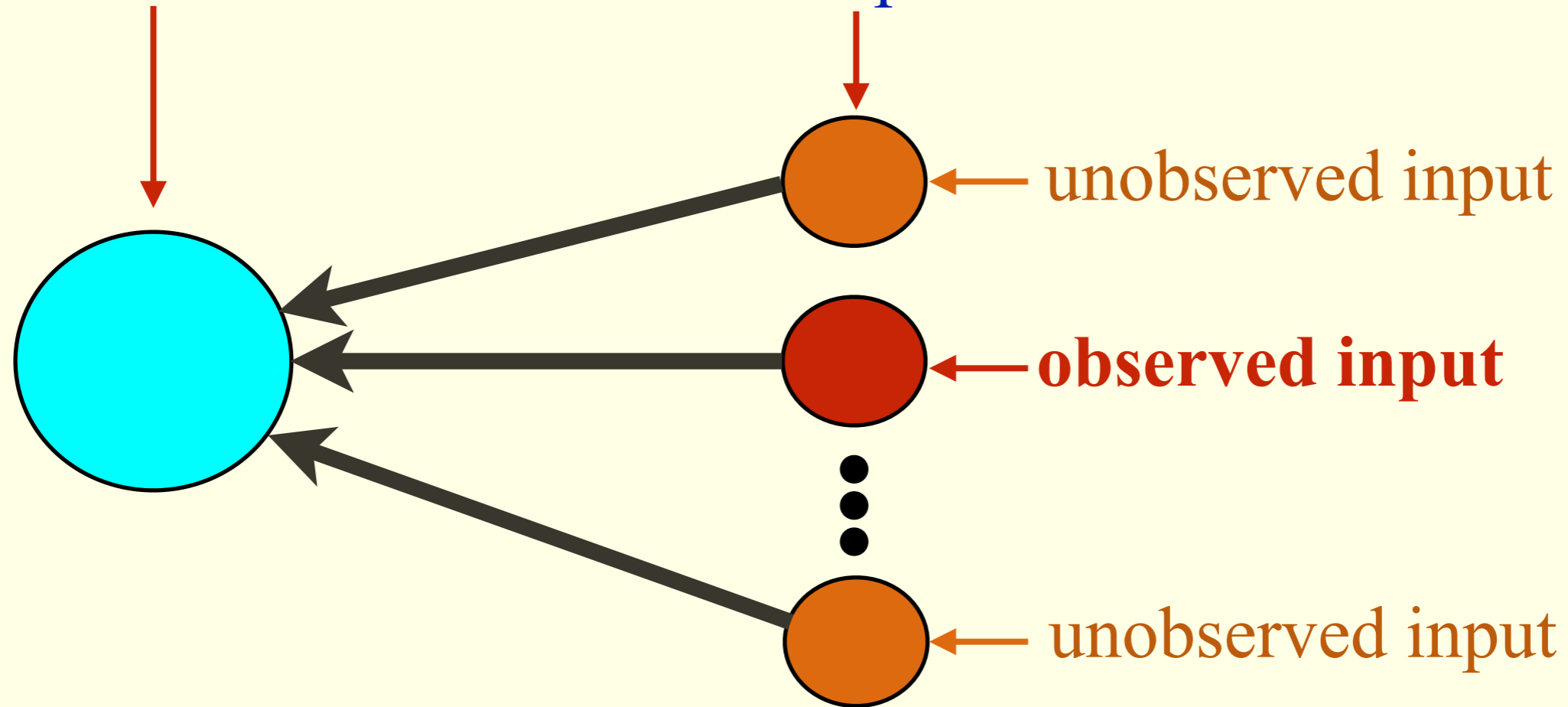


Dynamical disentanglement

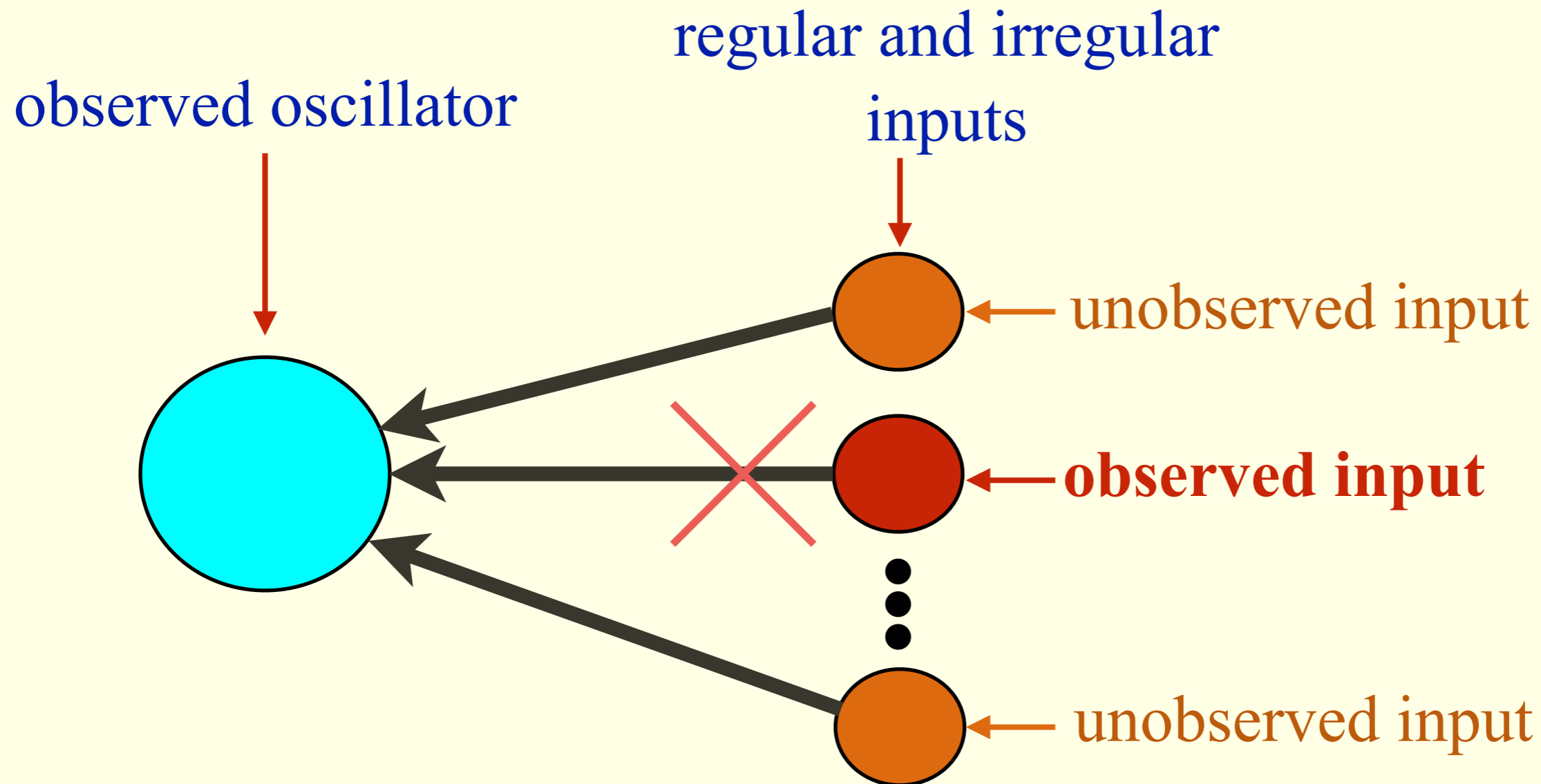
regular and irregular

observed oscillator

inputs



Dynamical disentanglement



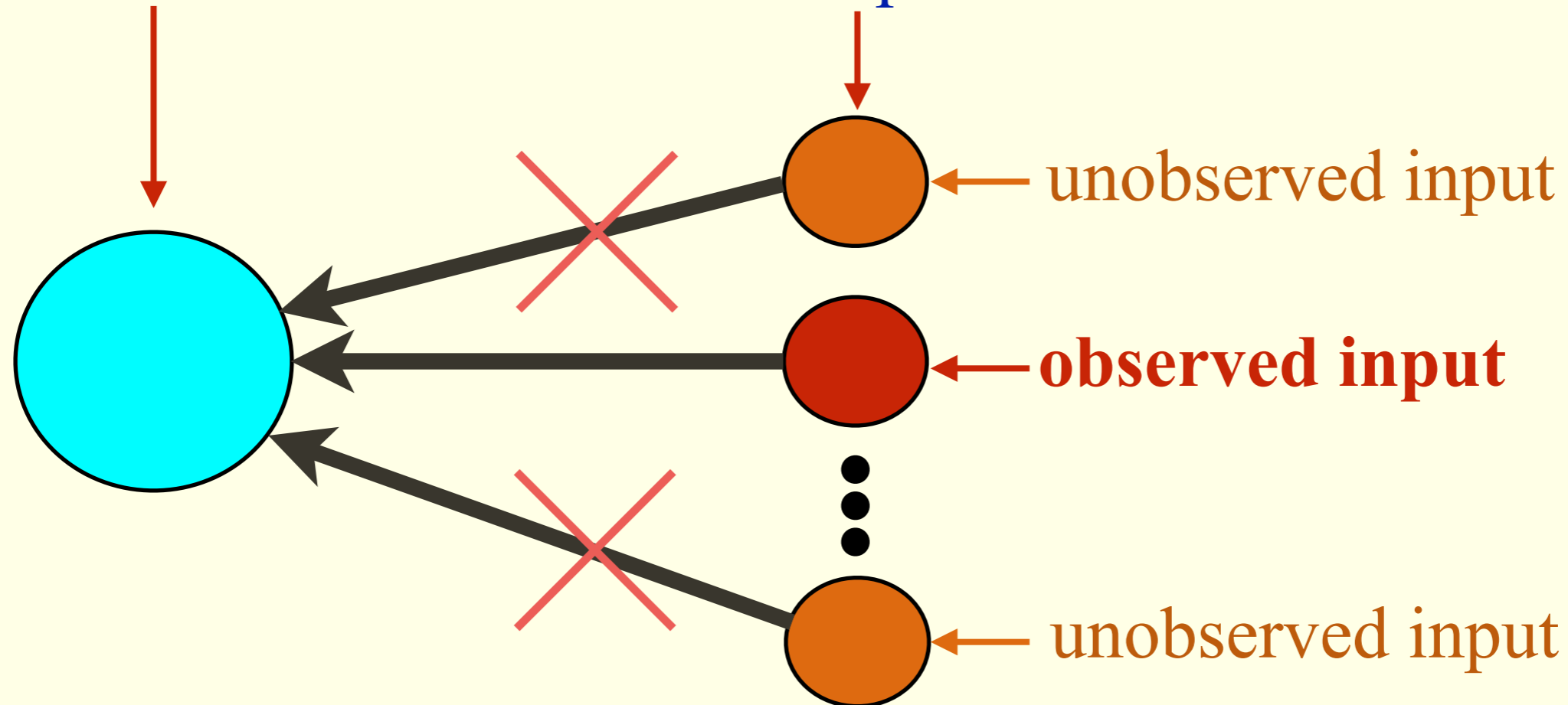
Question 1: what would be dynamics of the oscillator if there were no observed input?

Dynamical disentanglement

regular and irregular

observed oscillator

inputs

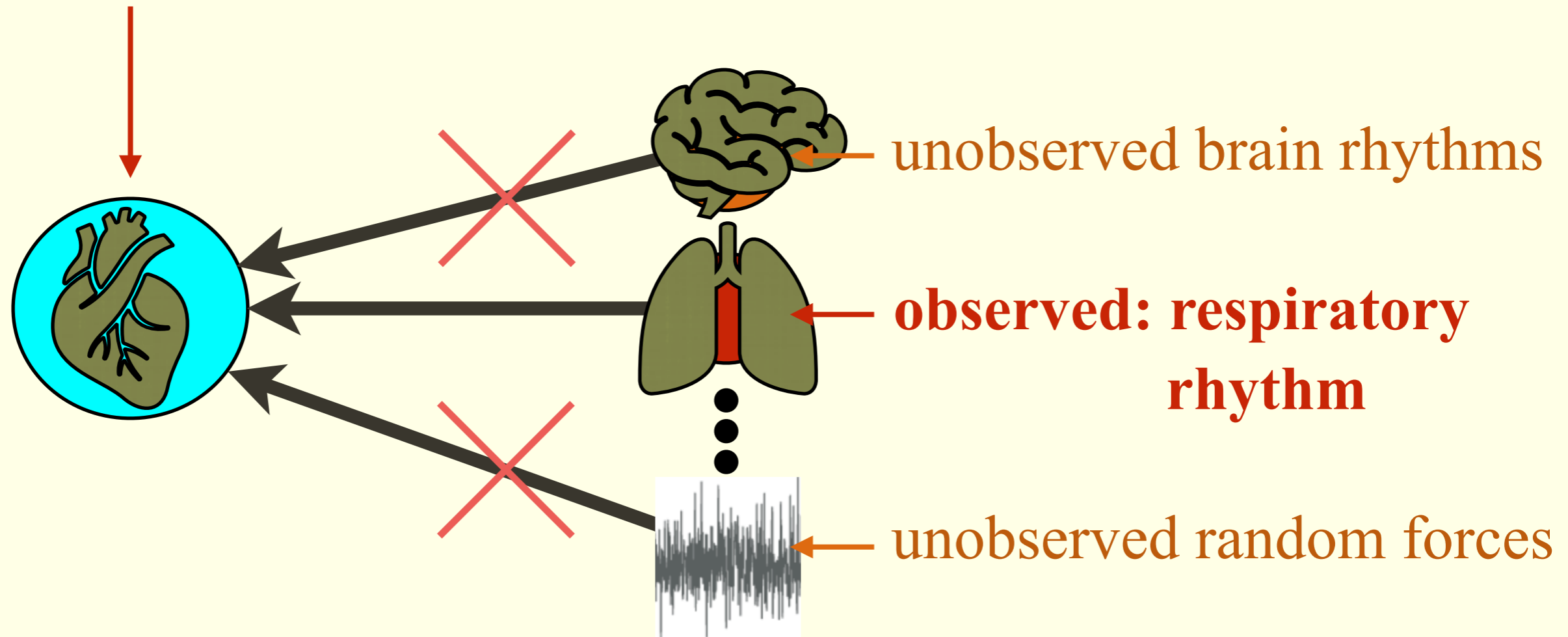


Question 1: what would be dynamics of the oscillator if there were no observed input?

Question 2: what would be dynamics of the oscillator if there were no other inputs?

Dynamical disentanglement: an application

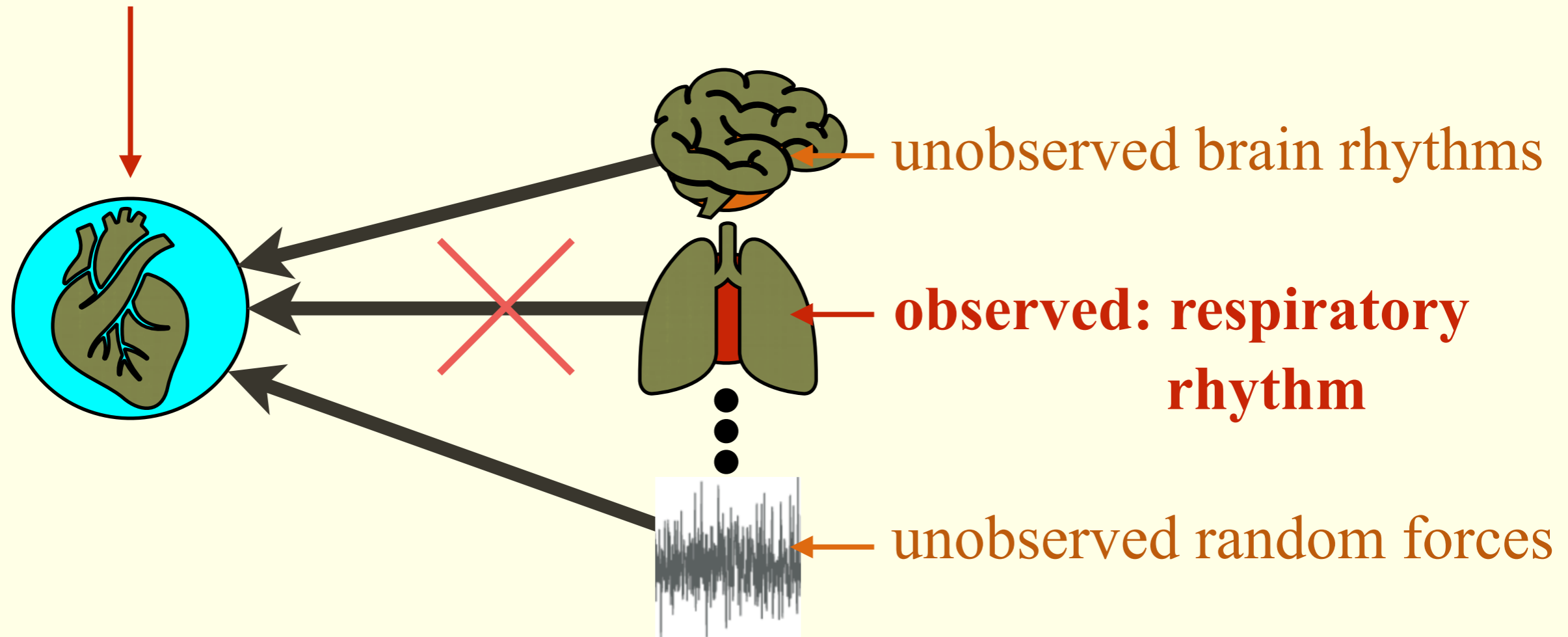
observed oscillator



Question 1: how does the respiratory-related heart rate variability look like?

Dynamical disentanglement: an application

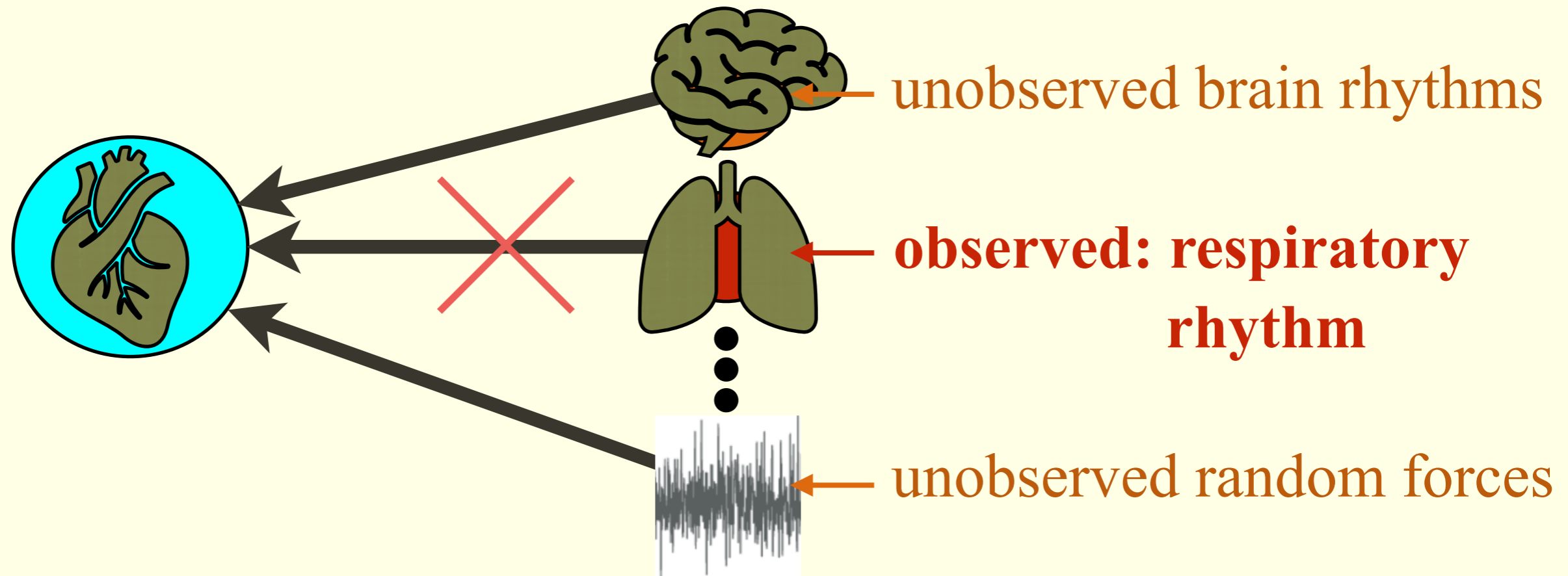
observed oscillator



Question 1: how does the respiratory-related heart rate variability look like?

Question 2: what is the cardiac rhythm variability due to sources other than respiration?

Dynamical disentanglement: an application

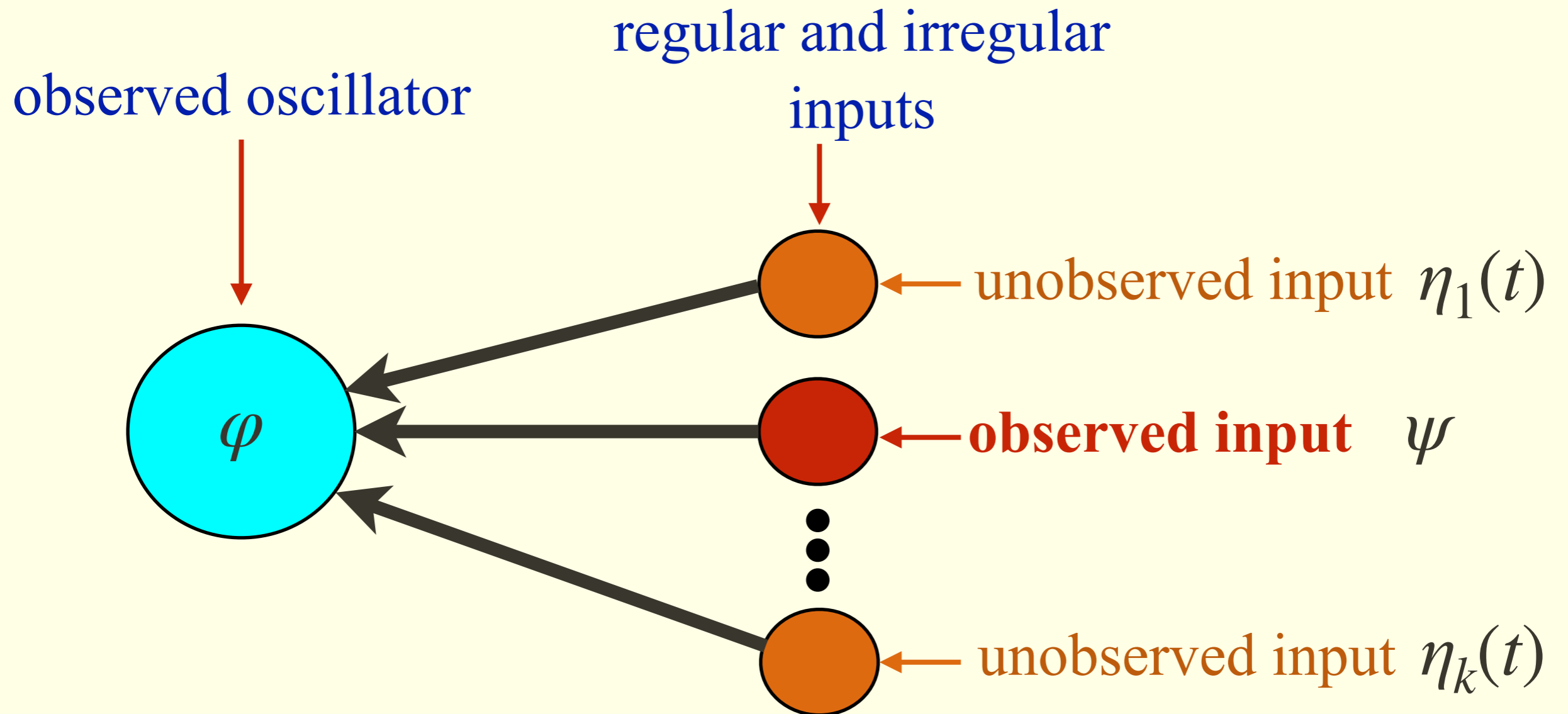


Question 1: how does the respiratory-related heart rate variability look like?

Question 2: what is the cardiac rhythm variability due to sources other than respiration?

Our approach is based on inference of the phase dynamics equation from observations

Dynamical disentanglement



Suppose we can reconstruct phase dynamics from observations:

$$\dot{\varphi} = \omega + Q(\varphi, \psi) + \sum_k Q_k(\varphi, \eta_k(t)) = \omega + Q(\varphi, \psi) + \zeta$$

Dynamical disentanglement

Suppose we can reconstruct phase dynamics from observations:

$$\dot{\varphi} = \omega + Q(\varphi, \psi) + \sum_k Q_k(\varphi, \eta_k(t)) = \omega + Q(\varphi, \psi) + \zeta$$

Question 1: what would be dynamics of the oscillator if there were no observed input?

→ we solve equation $\dot{\varphi} = \omega + \zeta$

Question 2: what would be dynamics of the oscillator if there were no other inputs?

→ we solve equation $\dot{\varphi} = \omega + Q(\varphi, \psi)$

Dynamical disentanglement: simple example

Suppose we have noisy Rayleigh oscillator:

$$\ddot{x} - 4(1 - \dot{x}^2)\dot{x} + x = p(t) = \varepsilon \cos(\nu t) + \zeta(t)$$

For weak perturbation $p(t)$ the coupling function reads

$$\dot{\varphi} = \omega + Q(\varphi, \nu t) + Q_N(\varphi, \zeta(t))$$

Deterministic part $\dot{\varphi} = \omega + Q(\varphi, \nu t)$ describes the
noise-free system

We use $\varphi, \psi = \nu t$ to infer Q via fit from observations

While fit \approx averaging, the random perturbations are washed out
and we obtain equation $\dot{\varphi} \approx \omega + Q(\varphi, \nu t)$



noise

Dynamical disentanglement: simple example

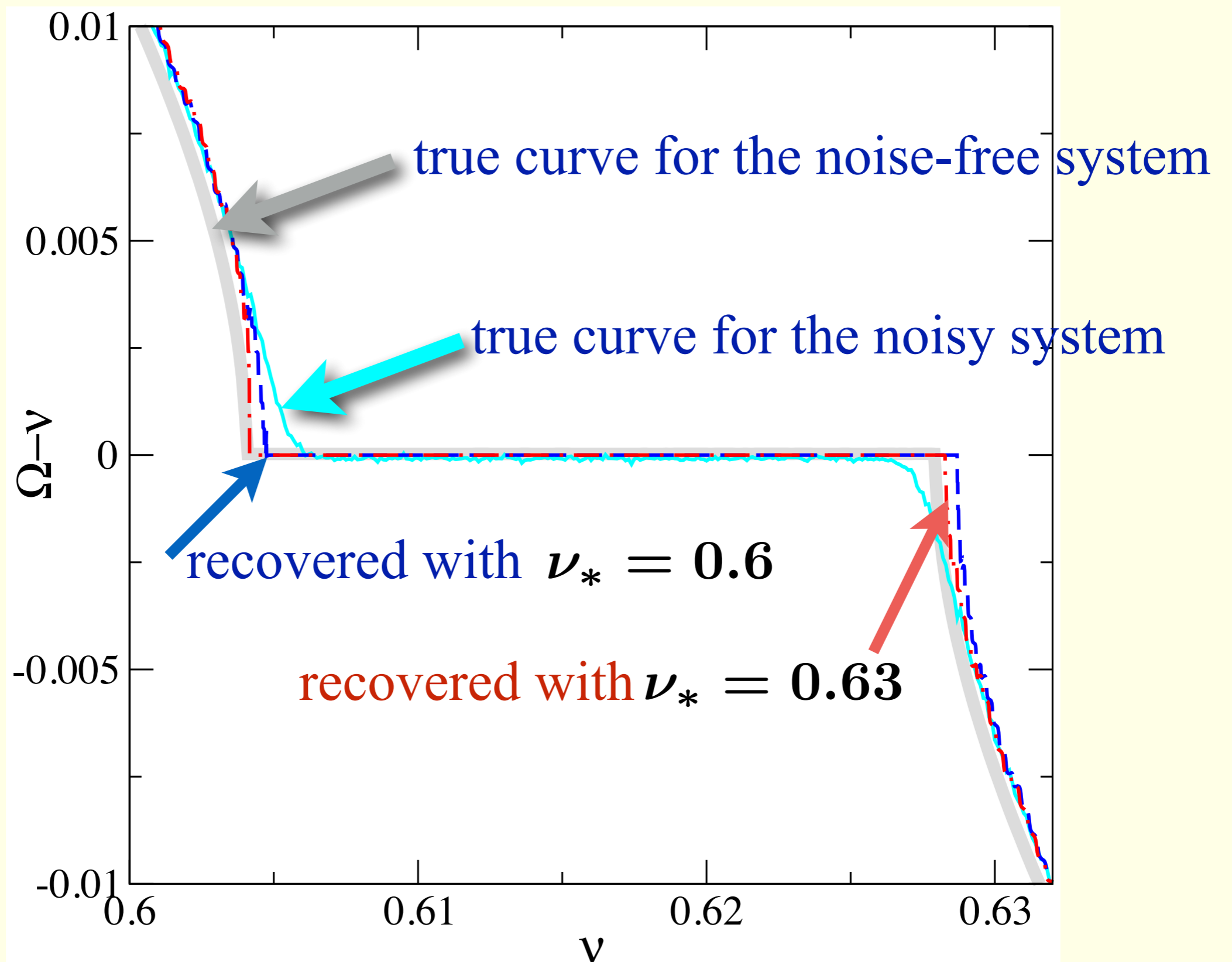
→ We obtain equation $\dot{\varphi} \approx \omega + Q(\varphi, \nu t)$
that describes noise-free system and we can solve it
numerically for different ν to predict domain of locking

→ Thus, we can find the Arnold tongue from a few
measurements of noisy systems

In experiments, phase can be estimated from data,
e.g., with the help of the Hilbert Transform

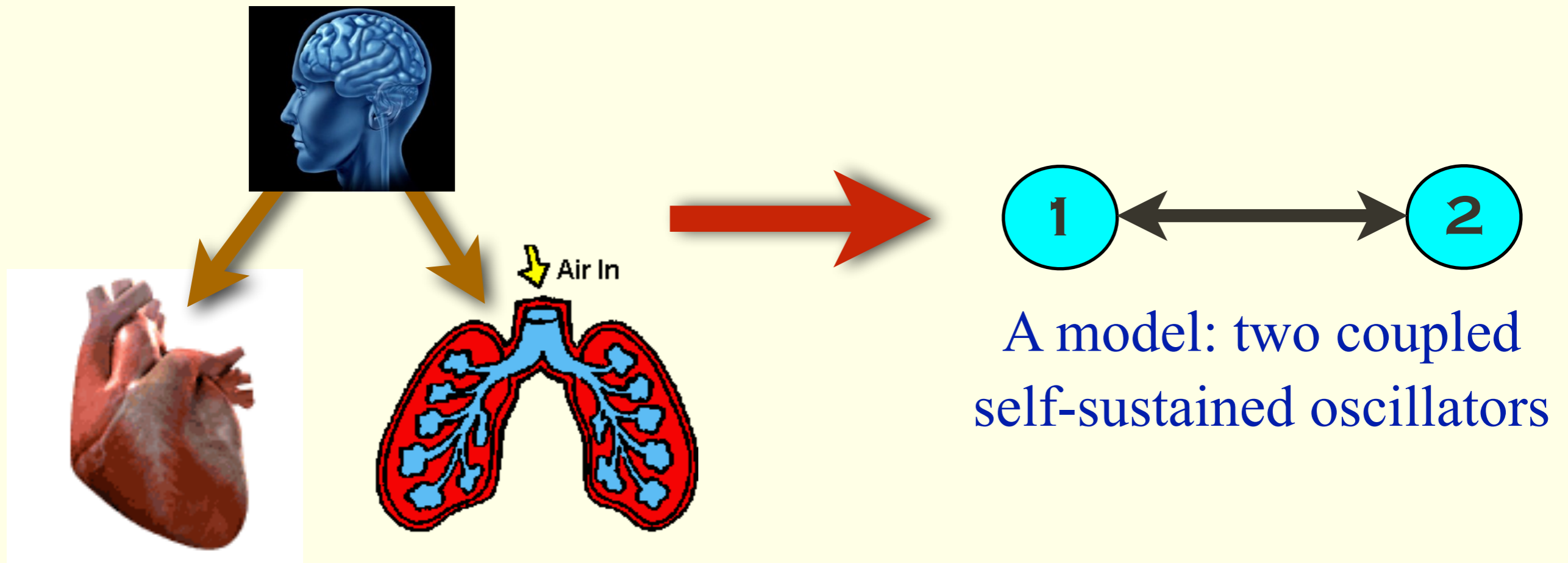
It works perfectly for weak noise and quite good for strong one!

Noisy Rayleigh oscillator



$$\epsilon_* = 0.05, D = 0.05$$

Main example: cardiorespiratory interaction



A model: two coupled self-sustained oscillators

Analysis: synchronization indices, directionality indices

reconstruction of the phase dynamics model

Our main interest: respiratory-related heart rate variability

Coupled oscillators: phase description



A model: two coupled self-sustained oscillators

$$\begin{aligned}\dot{\varphi}_1 &= \omega_1 + Q_1(\varphi_1, \varphi_2) \\ \dot{\varphi}_2 &= \omega_2 + Q_2(\varphi_1, \varphi_2)\end{aligned}$$

Coupled oscillators: phase description



A model: two coupled self-sustained oscillators


$$\begin{aligned}\dot{\varphi}_1 &= \omega_1 + Q_1(\varphi_1, \varphi_2) \\ \dot{\varphi}_2 &= \omega_2 + Q_2(\varphi_1, \varphi_2)\end{aligned}$$

coupling functions

These equations can be reconstructed from data

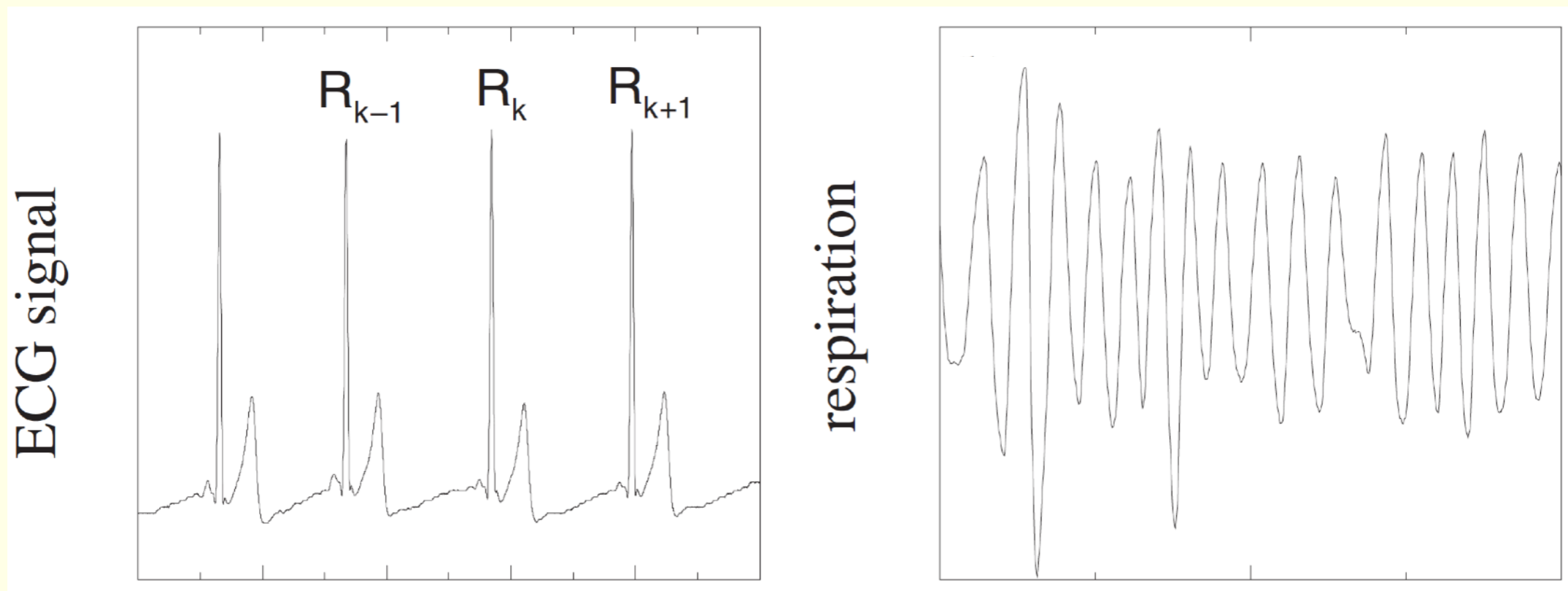
Cardiorespiratory interaction in adults

Björn Kralemann¹, Matthias Frühwirth², Arkady Pikovsky³, Michael Rosenblum³, Thomas Kenner⁴,
Jochen Schaefer⁵ & Maximilian Moser^{2,4}

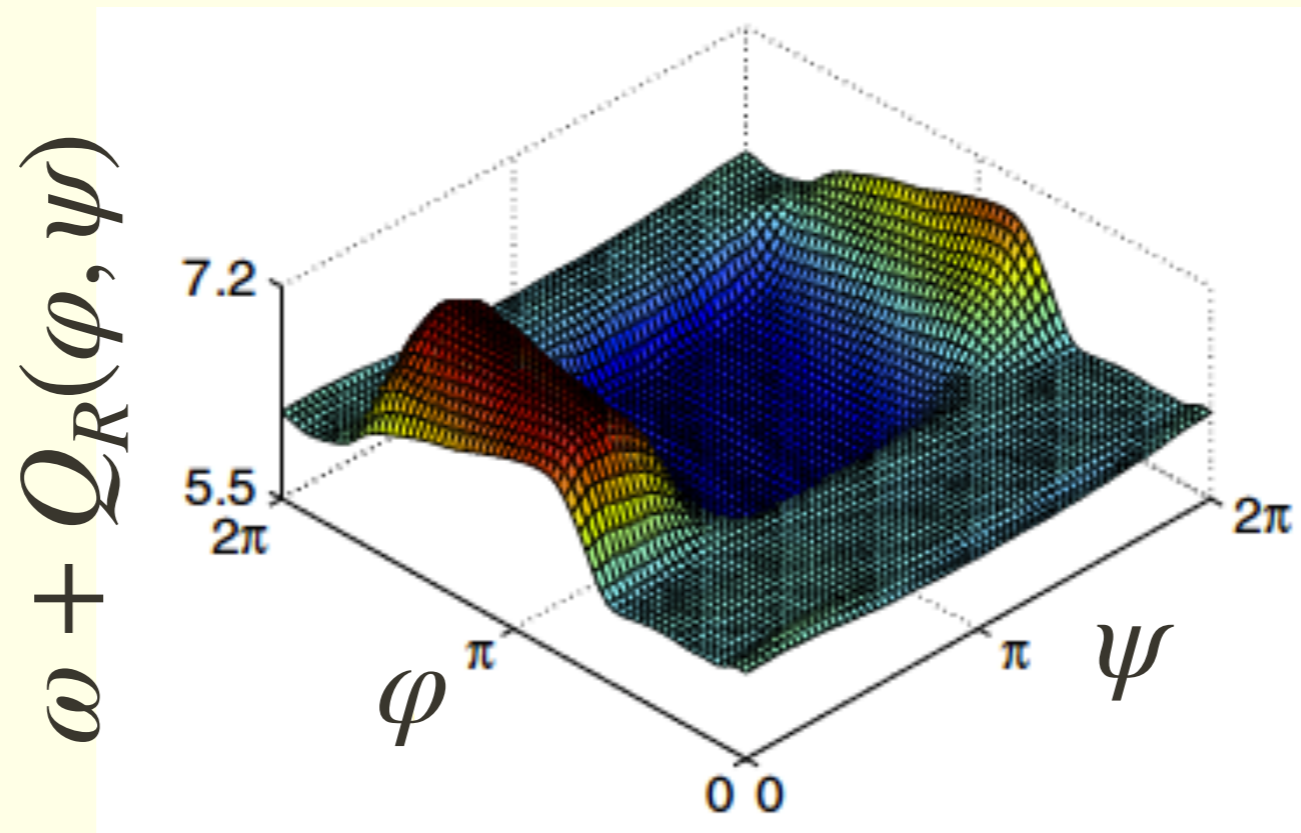


Experiments on healthy humans

- Spontaneous respiration, supine position, rest state
- Data: ECG, arterial pulse, respiration



Cardiac dynamics: the coupling function



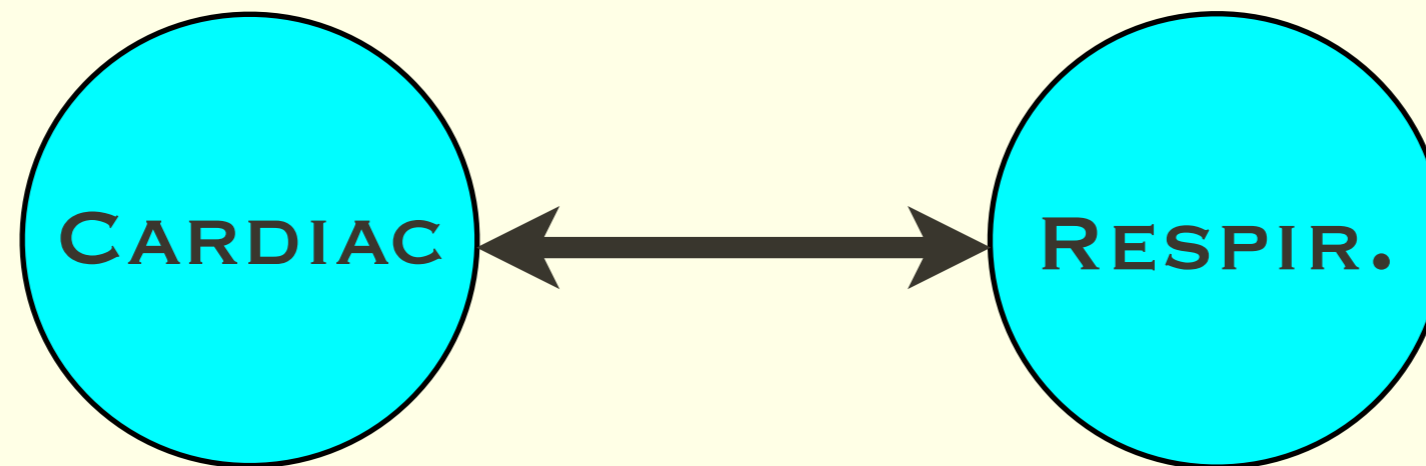
Cardiac phase from ECG

Phase of respiration

$$\dot{\varphi} = \omega + Q_R(\varphi, \psi)$$

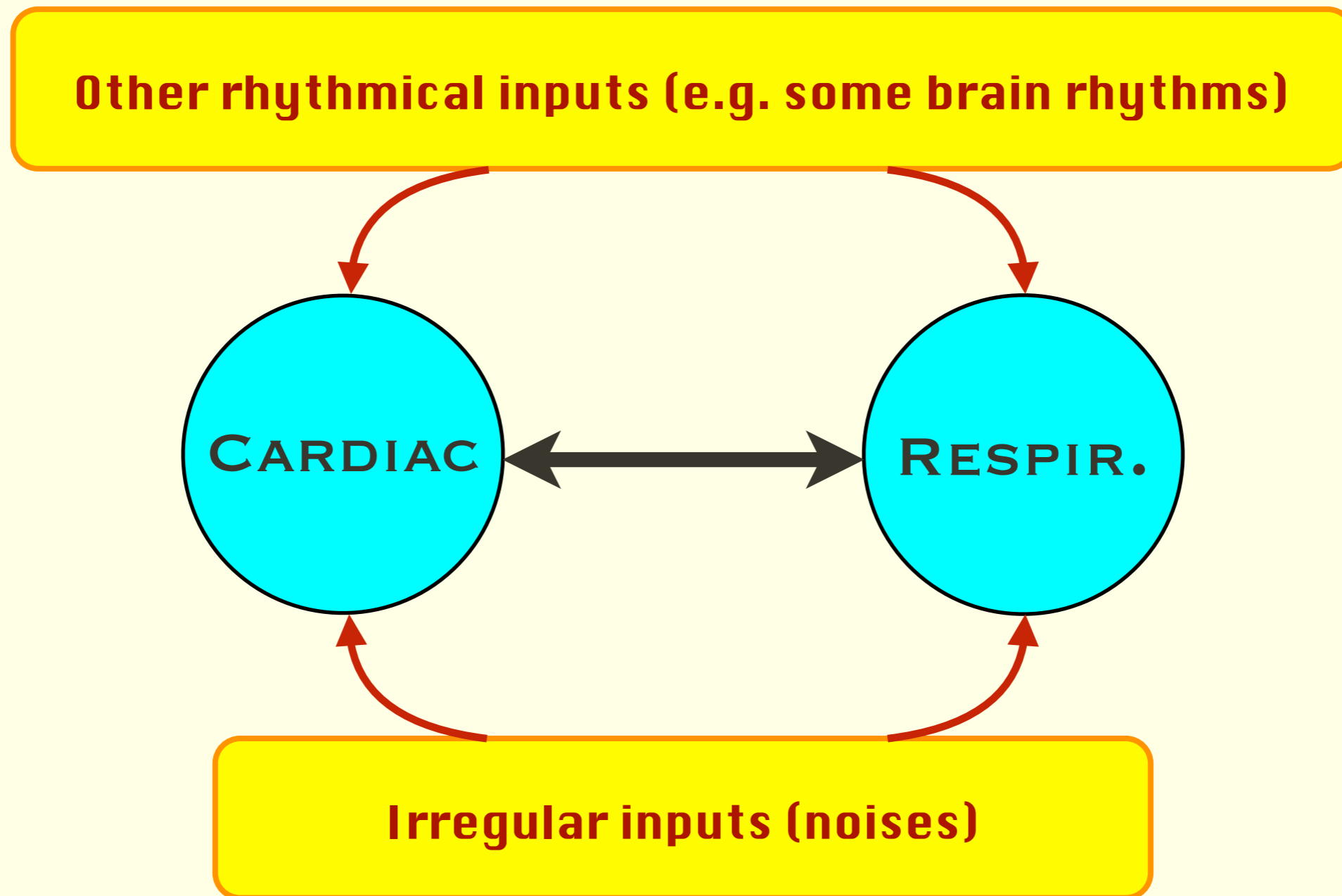
stands for 'respiration'

We used the model of two coupled oscillators...



...but it is too simplistic!

Interaction with the environment



Phase dynamics with account of many inputs

Cardiac phase from ECG

Phase of respiration

$$\dot{\varphi} = \omega + Q_R(\varphi, \psi) + \sum_s Q_s(\varphi, \eta_s) + \zeta$$

other inputs

intrinsic fluctuations

For weak inputs we expect to have a sum of coupling functions for different inputs, while for stronger inputs we expect cross-terms

Thus, we have two terms:

$Q_R(\varphi, \psi)$ describes variability due to respiration only

$\xi = \sum_s Q_s(\varphi, \eta_s) + \zeta$ describes effect of everything else except respiration

Phase dynamics with account of many inputs

Thus, we have two terms:

$Q_R(\varphi, \psi)$ describes variability due to respiration only

$\xi = \sum_s Q_s(\varphi, \eta_s) + \zeta$ describes effect of everything else except respiration

Hence, we achieve a decomposition:

$$\dot{\varphi} - \omega = Q_R(\varphi, \psi) + \xi$$

Heart rate variability
(HRV)

variability due
to respiration
(RSA-HRV)

variability due to
everything else
(non-RSA-HRV)

RSA= respiratory sinus arrhythmia

Phase dynamics with account of many inputs

Hence, we achieve a decomposition:

$$\dot{\varphi} - \omega = Q_R(\varphi, \psi) + \xi$$

Heart rate variability
(HRV)

variability due
to respiration
(RSA-HRV)

variability due to
everything else
(non-RSA-HRV)

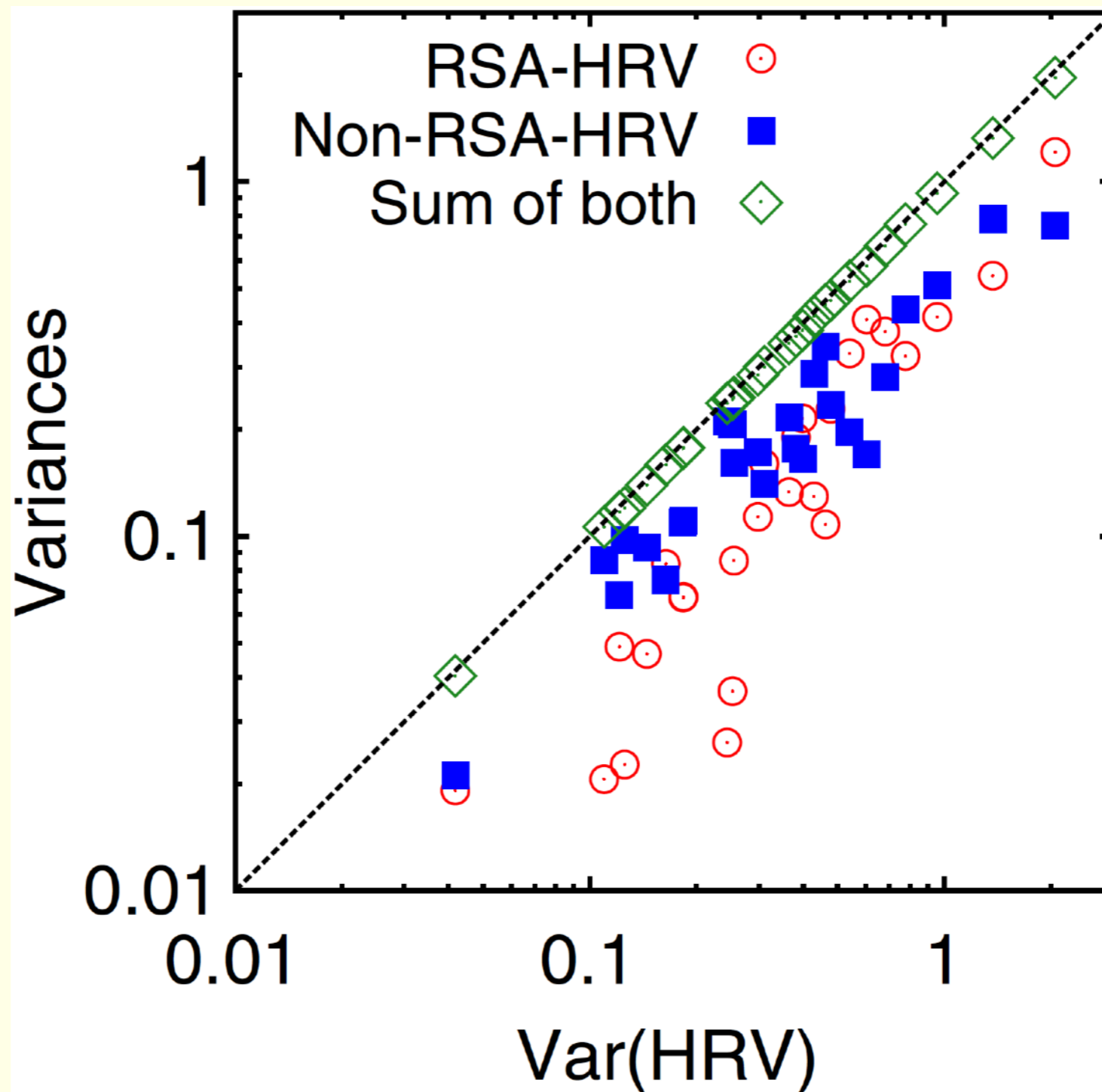
Practically: we estimate Q_R from time series $\dot{\varphi}_k, \varphi_k, \psi_k$

Then we compute time series $\mu_k = Q_R(\varphi_k, \psi_k)$

Then we compute the rest term $\xi_k = \dot{\varphi}_k - \omega - \mu_k$

$$\text{Thus, } \dot{\varphi}_k - \omega = \mu_k + \xi_k$$

How good is this decomposition?



$$\text{Var}(\text{RSA-HRV}) + \text{Var}(\text{Non-RSA-HRV}) \approx \text{Var}(\text{HRV})$$

as expected for non-correlated processes

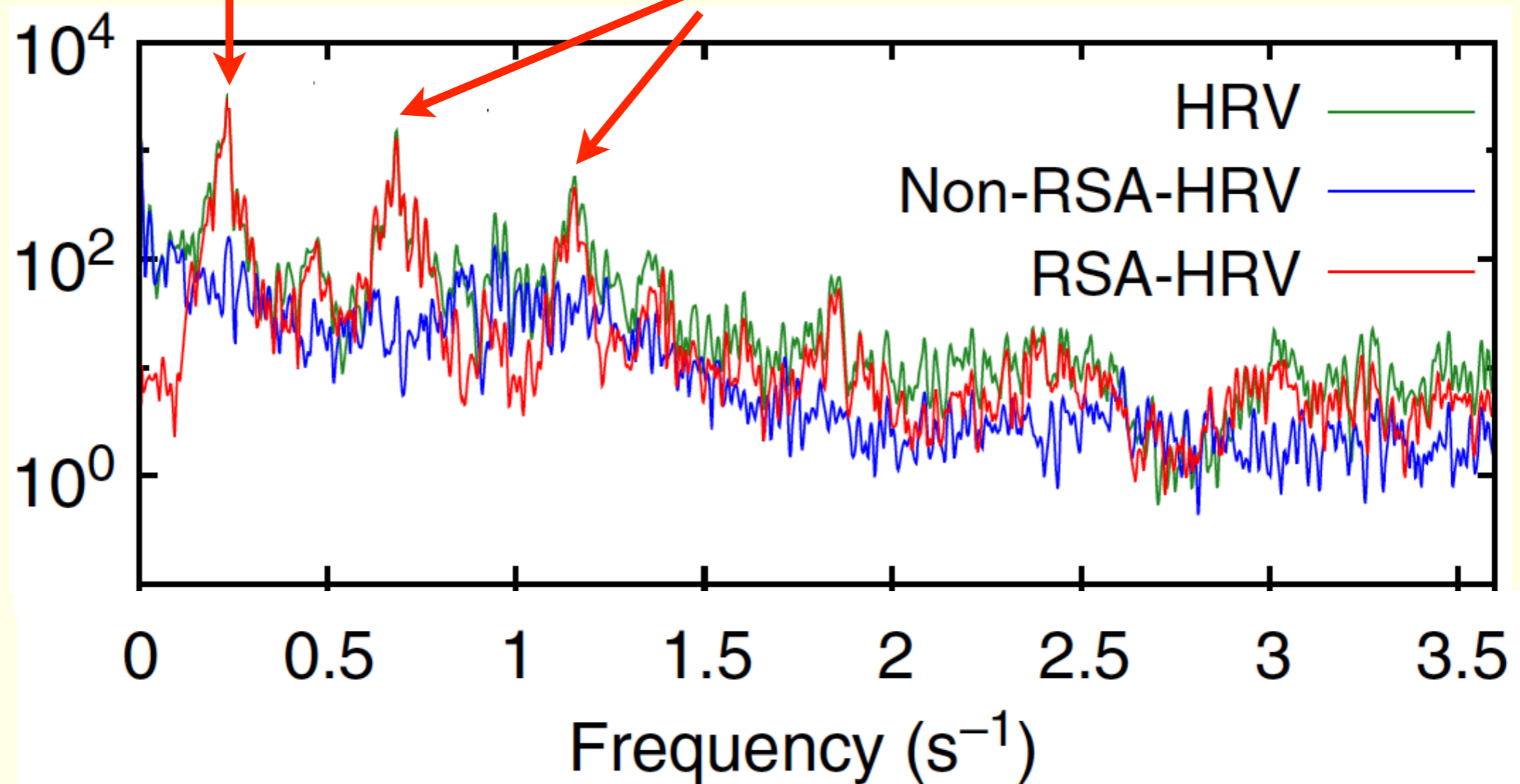
Decomposition: power spectra

Subject with maximal content of respiratory-related component

$$\text{Var}(\text{RSA-HRV}) \approx 0.67 \text{Var}(\text{HRV})$$

respiratory frequency

side-bands of the heart rate




Respiratory-related peaks are well-described by

RSA-HRV component

Summary for this example

Starting with instantaneous phases of cardiac and respiratory systems we disentangled heart rate variability into a component due to respiration and a component due to other factors

However, medical doctors and researchers are used to operate with inter-beat intervals (RR-intervals)

 We have to generate sequences of RR-intervals for respiratory-related and non-respiratory related components

Phase dynamics with account of many inputs

Cardiac phase from ECG

Phase of respiration

$$\dot{\varphi} = \omega + Q_R(\varphi, \psi) + \xi$$

other inputs and intrinsic fluctuations

Now we introduce two *new phases*:

φ_R describes effect of respiration (and only respiration!)

and obeys $\dot{\varphi}_R = \omega + Q_R(\varphi_R, \psi)$

φ_{NR} describes effect of everything else except respiration

and obeys $\dot{\varphi}_{NR} = \omega + \xi$

We obtain new phases solving the corresponding equations
(Euler technique)

New RR-intervals

We obtain φ_R, φ_{NR} simulating the corresponding equation

We obtain instants of **respiratory-related R-peaks** from the condition

$$\varphi_R(t_k^R) = 2\pi k$$

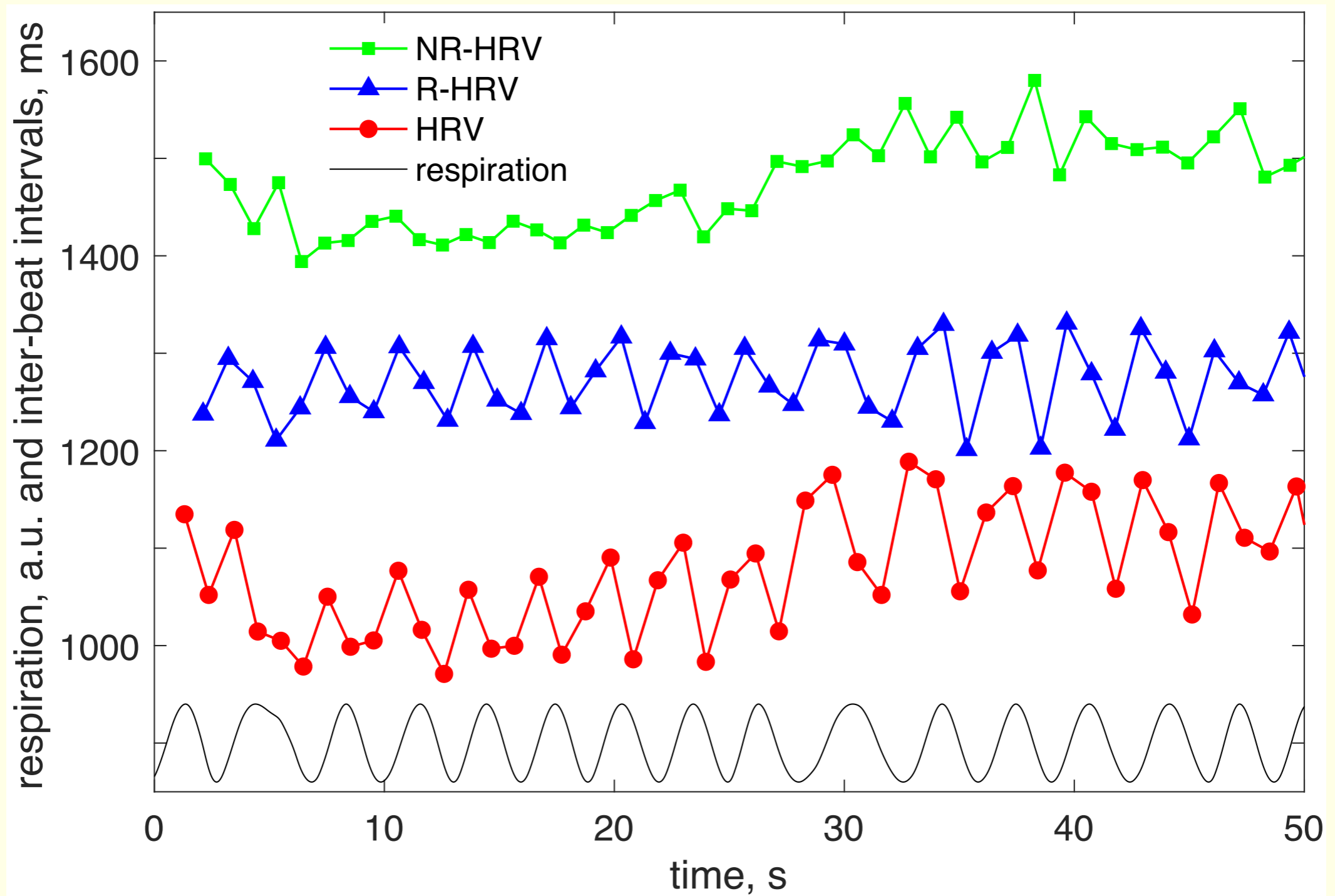
We obtain instants of **non-respiratory-related R-peaks** from the condition

$$\varphi_{NR}(t_k^{NR}) = 2\pi k$$

RR-intervals $t_{k+1}^R - t_k^R$: respiratory-related component of HRV

RR-intervals $t_{k+1}^{NR} - t_k^{NR}$: variability due to all other factors

An example



We suggest to use dynamical disentanglement as a universal preprocessing tool prior to computation of any measures of respiratory sinus arrhythmia (RSA)

Çağdaş Topçu^{1,2}, Matthias Frühwirth³, Maximilian Moser^{1,3} , Michael Rosenblum^{2,4,5}  and Arkady Pikovsky^{2,4} 

Physiological Measurement

A practical algorithm

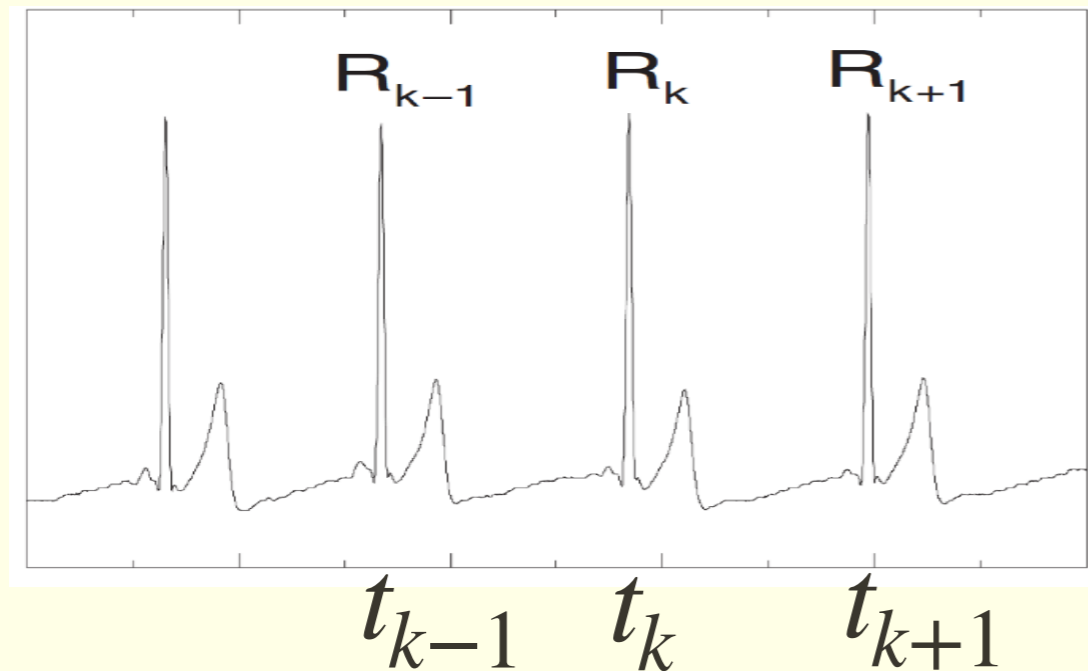
- The proposed technique operates with time-continuous phases of the cardiac and respiratory systems, $\varphi(t), \psi(t)$
- Computation of $\varphi(t)$ is quite complicated: it requires high-quality measurements and extensive preprocessing
- Hence, we need a practical (maybe approximate) algorithm that would operate only with R-peaks, i.e. with a point process

A practical algorithm

- The proposed technique operates with time-continuous phases of the cardiac and respiratory systems, $\varphi(t)$, $\psi(t)$
- Computation of $\varphi(t)$ is quite complicated: it requires high-quality measurements and extensive preprocessing
- Hence, we need a practical (maybe approximate) algorithm that would operate only with R-peaks, i.e. with a point process

...and here it is!

Disentanglement from RR-intervals and respiration



Interbeat intervals $T_k = t_{k+1} - t_k$

Recall the equation

$$\dot{\varphi} = \omega + Q_R(\varphi, \psi) + \xi$$

Consider deterministic part and assume weak coupling, $\| Q_R \| \ll \omega$

$$T_k = \int_0^{2\pi} \frac{d\varphi}{\omega + Q_R(\varphi, \psi)} \approx \frac{2\pi}{\omega} - \frac{1}{\omega^2} \int_0^{2\pi} Q_R(\varphi, \psi) d\varphi$$

Respiration is much slower than the heart rate




we approximate $\psi(t)$ by a piece-wise linear function:

$$\psi(t) = \psi(t_k) + \omega_k^{(R)}(t - t_k) \quad \text{FOR } t_k \leq t \leq t_{k+1}$$

Disentanglement from RR-intervals and respiration

$$T_k = \int_0^{2\pi} \frac{d\varphi}{\omega + Q_R(\varphi, \psi)} \approx \frac{2\pi}{\omega} - \frac{1}{\omega^2} \int_0^{2\pi} Q_R(\varphi, \psi) d\varphi$$

Respiration is much slower than the heart rate 

we approximate $\psi(t)$ by a piece-wise linear function:

$$\psi(t) = \psi(t_k) + \omega_k^{(R)}(t - t_k) \quad \text{FOR } t_k \leq t \leq t_{k+1}$$

Then

$$\int_0^{2\pi} Q_R(\varphi, \psi) d\varphi = \int_0^{T_k} Q_R[\varphi(t), \psi(t)] dt \approx F(\psi_k, \omega_k^{(R)})$$

$$T_k \approx T - F(\psi_k, \omega_k^{(R)})/\omega^2 \quad \text{WITH } T = 2\pi/\omega$$

Disentanglement from RR-intervals and respiration

$$\int_0^{2\pi} Q_R(\varphi, \psi) d\varphi = \int_0^{T_k} Q_R[\varphi(t), \psi(t)] dt \approx F(\psi_k, \omega_k^{(R)})$$

$$T_k \approx T - F(\psi_k, \omega_k^{(R)})/\omega^2 \quad \text{WITH} \quad T = 2\pi/\omega$$

We introduce mean respiratory frequency $\bar{\omega}$

and represent F as a Taylor-Fourier series:

$$T_k \approx T + \sum_{n=1}^{N_F} \left\{ \left[\sum_{m=0}^{N_T-1} a_{n,m}(\omega_k^{(R)} - \bar{\omega})^m \right] \cos(n\psi_k) + \left[\sum_{m=0}^{N_T-1} b_{n,m}(\omega_k^{(R)} - \bar{\omega})^m \right] \sin(n\psi_k) \right\}$$

N_T, N_F : orders of the Taylor-Fourier series

Disentanglement from RR-intervals and respiration

$$T_k \approx T + \sum_{n=1}^{N_F} \left\{ \left[\sum_{m=0}^{N_T-1} a_{n,m} (\omega_k^{(R)} - \bar{\omega})^m \right] \cos(n\psi_k) + \left[\sum_{m=0}^{N_T-1} b_{n,m} (\omega_k^{(R)} - \bar{\omega})^m \right] \sin(n\psi_k) \right\}$$

Coefficients $a_{n,m}, b_{n,m}$ can be found, e.g., by LMS fit



We obtain a **coupling map** for RR-intervals

$$T_k \approx T + \mathcal{F} [\psi(t_k), \dot{\psi}(t_k)]$$

We take $\omega_k^{(R)} = \dot{\psi}(t_k)$

Construction of the respiratory-related RR-series



We obtain a **coupling map** for RR-intervals

$$T_k \approx T + \mathcal{F} [\psi(t_k), \dot{\psi}(t_k)]$$

Now we construct the respiratory-related RR-intervals:

We take $t_1^{(R)} = t_1$

Substituting $\psi(t_1), \dot{\psi}(t_1)$ into the model we obtain T_1 and

$$t_2^{(R)} = t_1^{(R)} + T_1 \quad \dots \text{ and so on, to obtain all } t_k^{(R)}$$

and intervals $T_k^{(R)} = t_{k+1}^{(R)} - t_k^{(R)}$

Construction of the non-respiratory-related RR-series



We obtain a **coupling map** for RR-intervals

$$T_k \approx T + \mathcal{F} [\psi(t_k), \dot{\psi}(t_k)]$$

First, for all original intervals we obtain the rest term (effective noise)

$$\xi_k = T_k - T - \mathcal{F} [\psi(t_k), \dot{\psi}(t_k)]$$

We start with $t_1^{(NR)} = t_1$ and obtain $t_2^{(NR)} = t_1^{(NR)} + T + \xi_1$

Next, if already computed $t_l^{(NR)}$ obeys $t_k < t_l^{(NR)} < t_{k+1}$

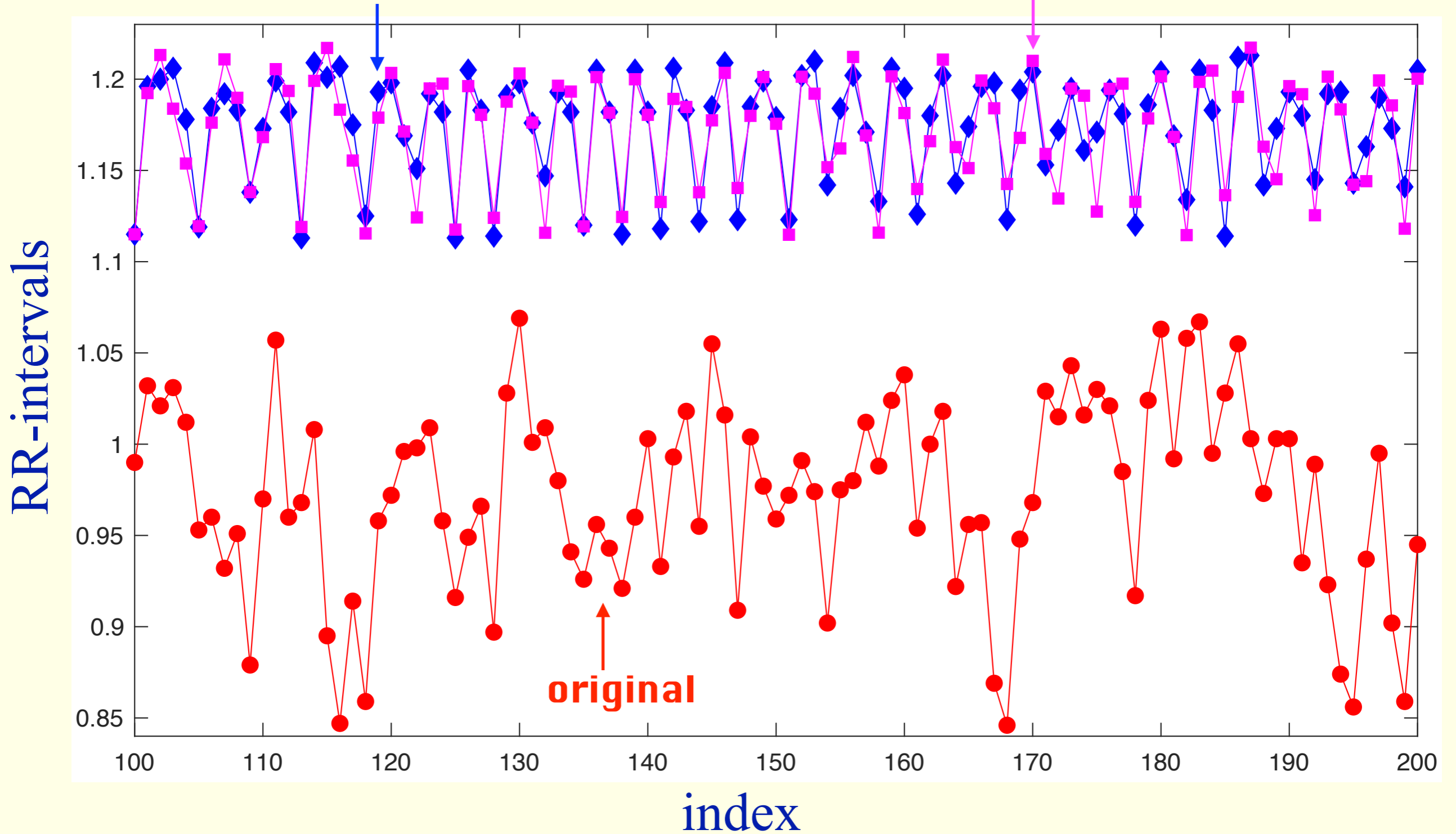
then
$$t_{l+1}^{(NR)} = t_l^{(NR)} + T + \xi_k + \frac{\xi_{k+1} - \xi_k}{t_{k+1} - t_k} (t_l^{(NR)} - t_k)$$

and
$$T_k^{(NR)} = t_{k+1}^{(NR)} - t_k^{(NR)}$$

Results: real data

disentangled with
continuous phase

disentangled using
RR-intervals

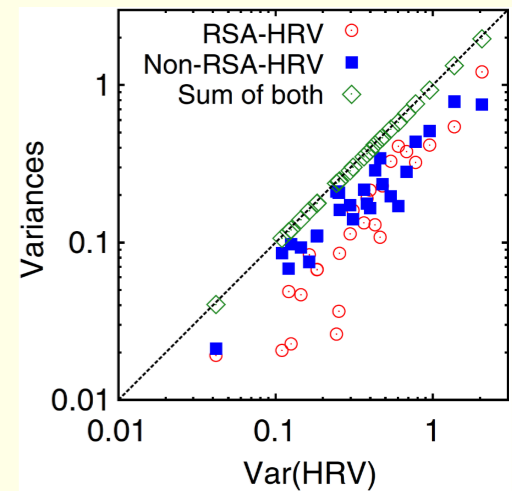


Real data: quality of disentanglement

For continuous phase data we have checked that

$$\text{Var}(\text{RSA-HRV}) + \text{Var}(\text{Non-RSA-HRV}) \approx \text{Var}(\text{HRV})$$

as expected for non-correlated processes



We now check it for point-process time series of R-peaks, taking the phase to be piece-wise linear between the events,

$$\dot{\varphi}(t) = 2\pi/T_k \text{ FOR } t_k \leq t < t_{k+1}$$

and obtaining

$$\sigma^2 = \text{VAR}(\dot{\varphi}(t)) = \frac{4\pi^2}{T_\Sigma} \sum_{k=1}^N \left(\frac{1}{T_k} - \frac{N}{T_\Sigma} \right)^2 T_k, \quad T_\Sigma = \sum_k T_k$$

We compute variance for 4 series of intervals:

Real data: quality of disentanglement

For continuous phase drift

$$\text{Var(RSA-HRV)} + \text{Var(Non-RSA-HRV)}$$

as expected for non

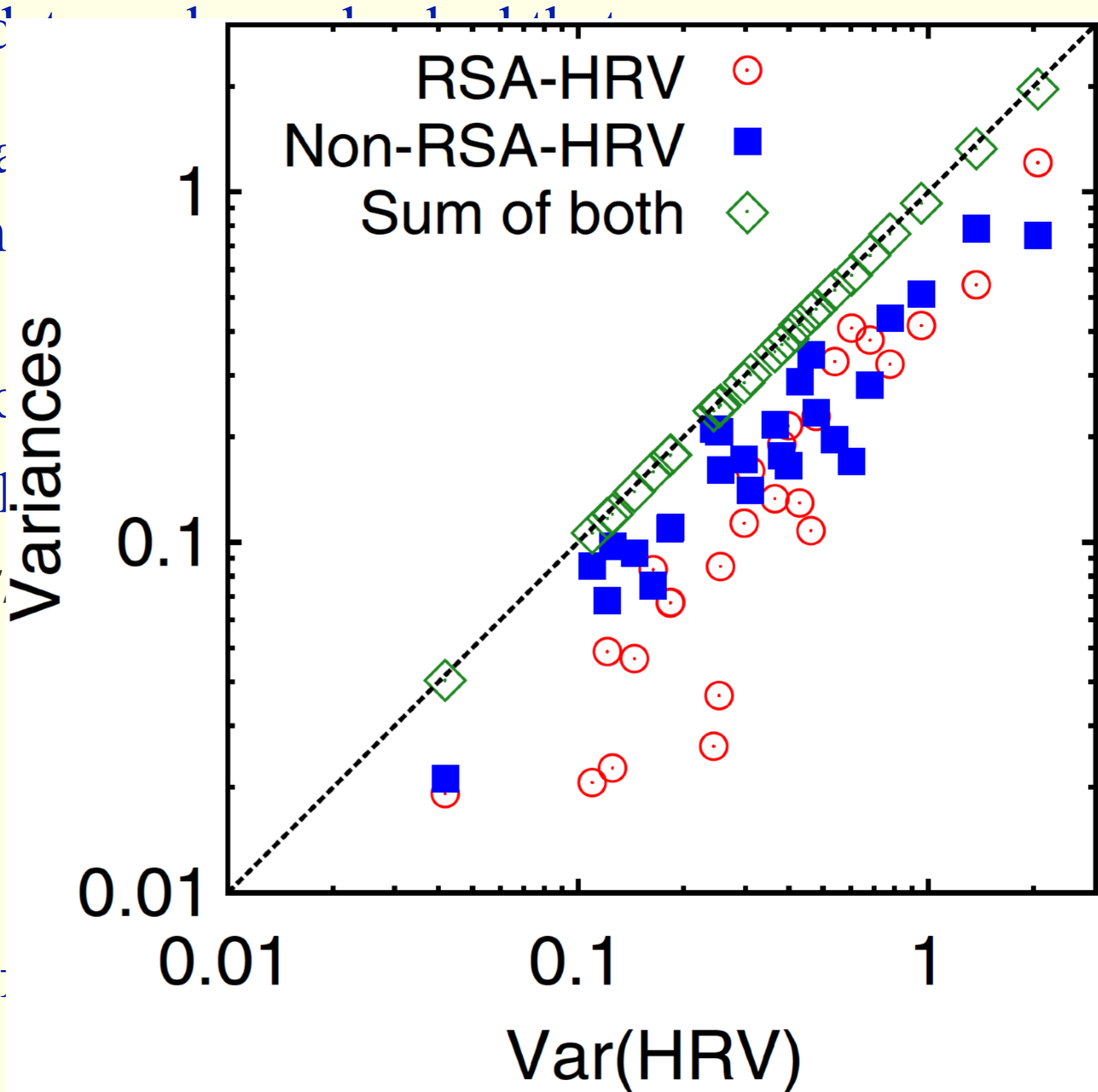
We now check it for periodic phase drift
taking the phase to be

$$\dot{\varphi}(t) = 2\pi$$

and obtaining

$$\sigma^2 = \text{VAR}(\dot{\varphi}(t)) =$$

We compute variance

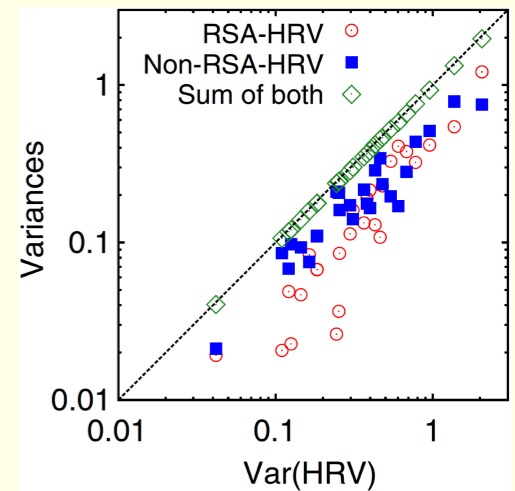


Real data: quality of disentanglement

For continuous phase data we have checked that

$$\text{Var}(\text{RSA-HRV}) + \text{Var}(\text{Non-RSA-HRV}) \approx \text{Var}(\text{HRV})$$

as expected for non-correlated processes



We now check it for point-process time series of R-peaks, taking the phase to be piece-wise linear between the events,

$$\dot{\varphi}(t) = 2\pi/T_k \text{ FOR } t_k \leq t < t_{k+1}$$

and obtaining

$$\sigma^2 = \text{VAR}(\dot{\varphi}(t)) = \frac{4\pi^2}{T_\Sigma} \sum_{k=1}^N \left(\frac{1}{T_k} - \frac{N}{T_\Sigma} \right)^2 T_k, \quad T_\Sigma = \sum_k T_k$$

We compute variance for 4 series of intervals:

Real data: quality of disentanglement

$$\dot{\varphi}(t) = 2\pi/T_k \text{ FOR } t_k \leq t < t_{k+1} \quad \sigma^2 = \text{VAR}(\dot{\varphi}(t))$$

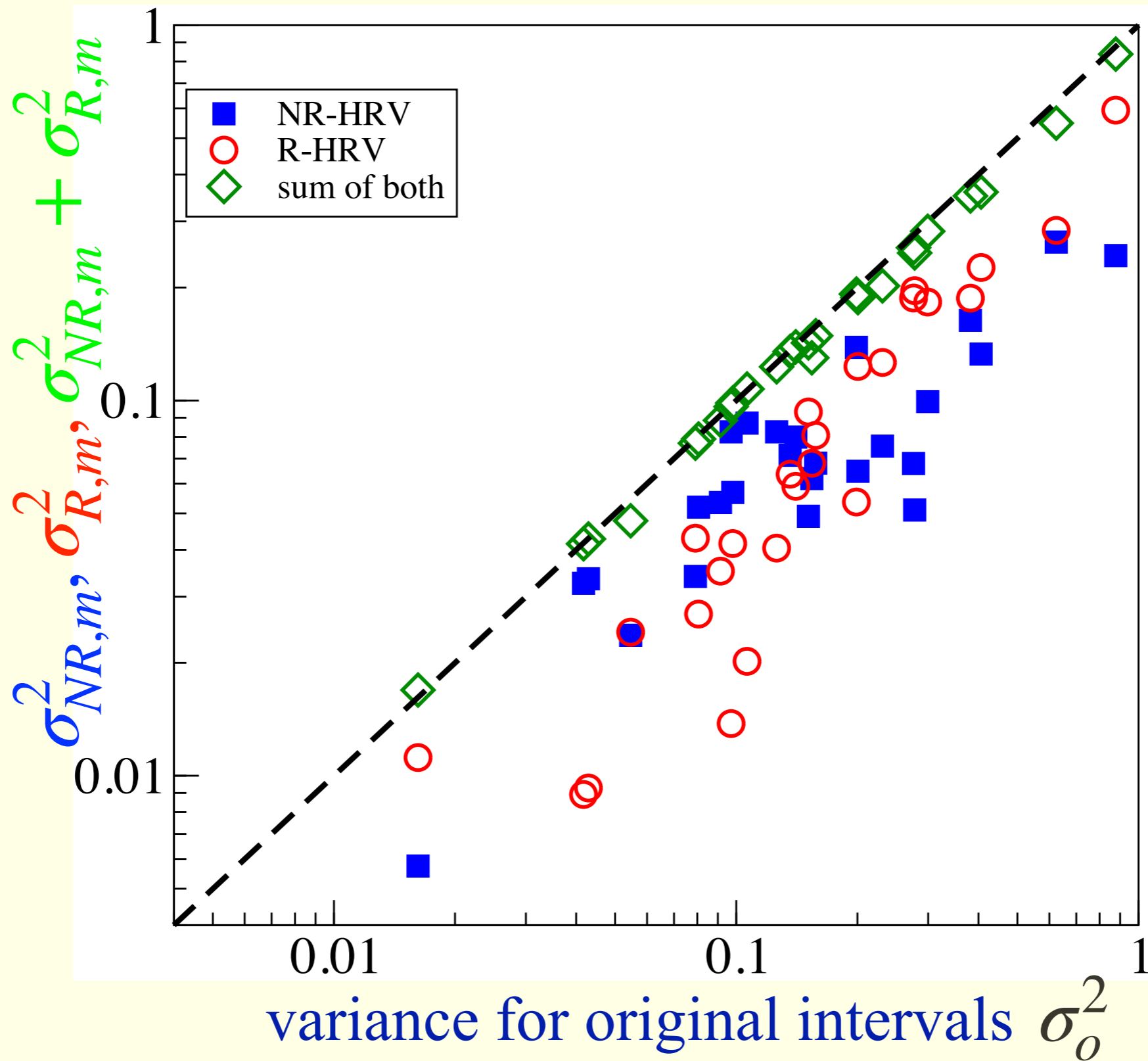
We compute variance for 4 series of intervals:

- variance σ_o^2 for original intervals
- variance $\sigma_{R,c}^2$ for **continuously-cleansed** respiratory-related intervals,
- variance $\sigma_{R,m}^2$ for **map-cleansed** respiratory-related intervals
- variance $\sigma_{NR,m}^2$ for **map-cleansed** non-respiratory-related intervals

We check that: $\sigma_{R,c}^2 \approx \sigma_{R,m}^2$

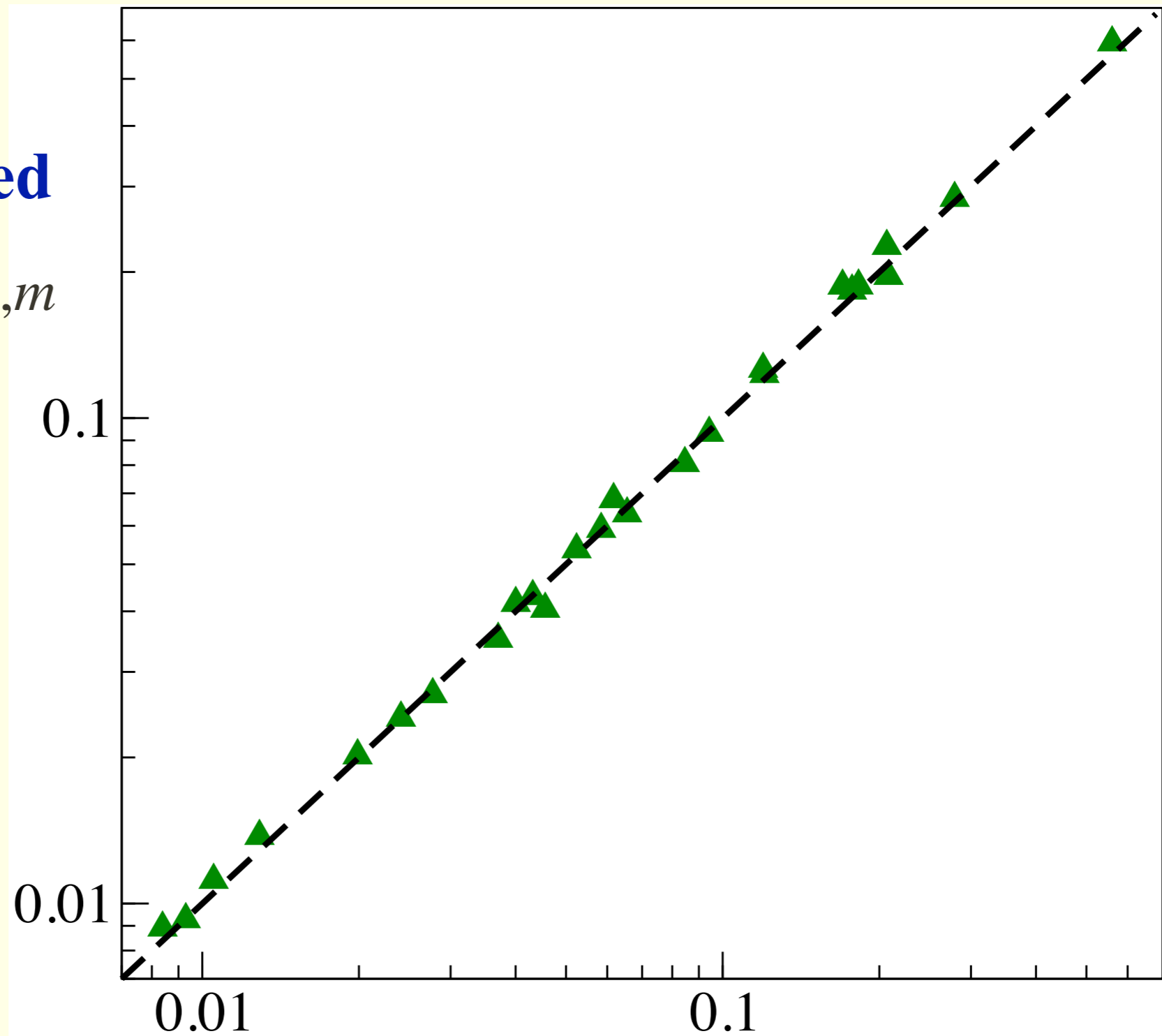
$$\sigma_{R,m}^2 + \sigma_{NR,m}^2 \approx \sigma_o^2$$

Real data: quality of disentanglement



Real data: quality of disentanglement

variance for
map-cleansed
intervals, $\sigma_{R,m}^2$



variance for **continuously-cleansed** intervals, $\sigma_{R,c}^2$

Conclusions

- Dynamical disentanglement: A tool to extract variability due to a certain rhythm
- Not a usual filter
- Can be used as a universal preprocessing tool in analysis of heart rate variability, in particular for quantification of respiratory sinus arrhythmia

References

- B. Kralemann et al, “*In vivo* cardiac phase response curve elucidates human respiratory heart rate variability”, *Nature Communications*, **4**, p. 2418, 2013
- C. Topçu et al, “Disentangling respiratory sinus arrhythmia in heart rate variability records”, *Physiological Measurements*, **39**, p. 054002, 2018
- M. Rosenblum and A. Pikovsky. “Efficient determination of synchronization domains from observations of asynchronous dynamics”, *Chaos*, **28**, 106301, 2018
- M. Rosenblum et al. “Dynamical disentanglement in an analysis of oscillatory systems: an application to respiratory sinus arrhythmia”, submitted